

FAIR BOUNDARIES

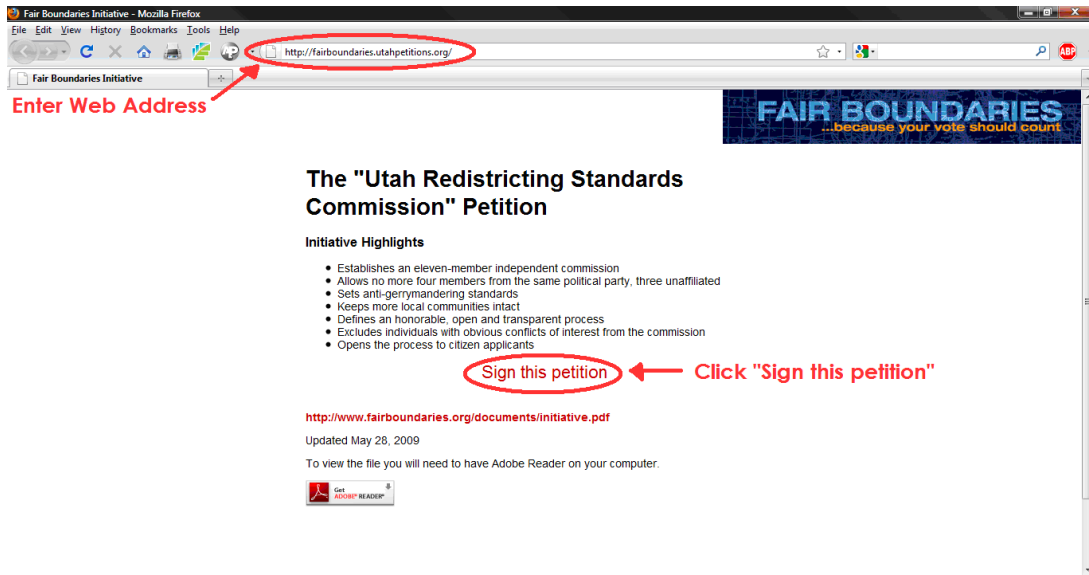
...because your vote should count

E-Signatures: It's as easy as 1-2-3!

So you want to sign the Fair Boundaries petition, but you don't have the time to find a paper petition. Well, with the new e-signature petition site, having your voice heard is as easy as 1-2-3!

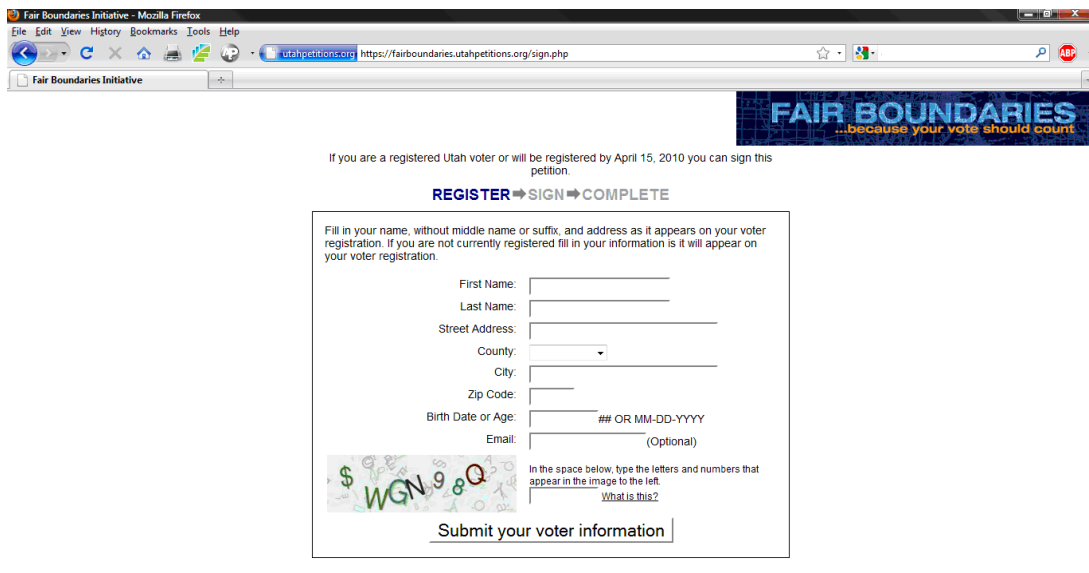
Step 1:

Enter the address <http://fairboundaries.utahpetitions.org> and then click on "sign this petition"



Step 2:

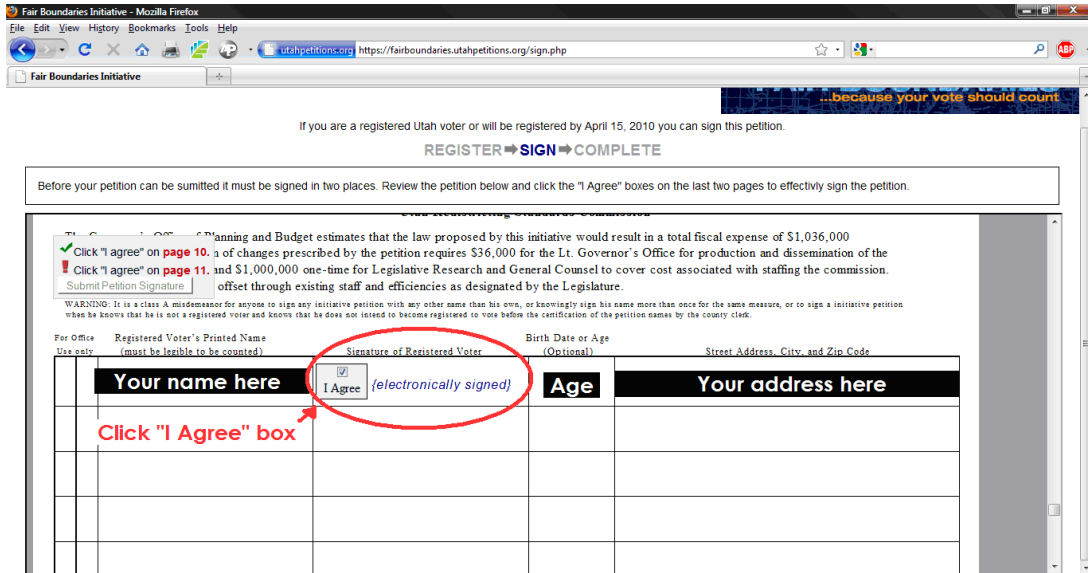
Input your personal information



From here, please wait as the next page loads all the necessary information (this may take up to a minute on slower connections).

Step 3:

Review the petition and click "I agree" on page 10 to register your signature and page 11 to say that you witnessed it. When both checkboxes are clicked, click on "Submit Petition Signature."

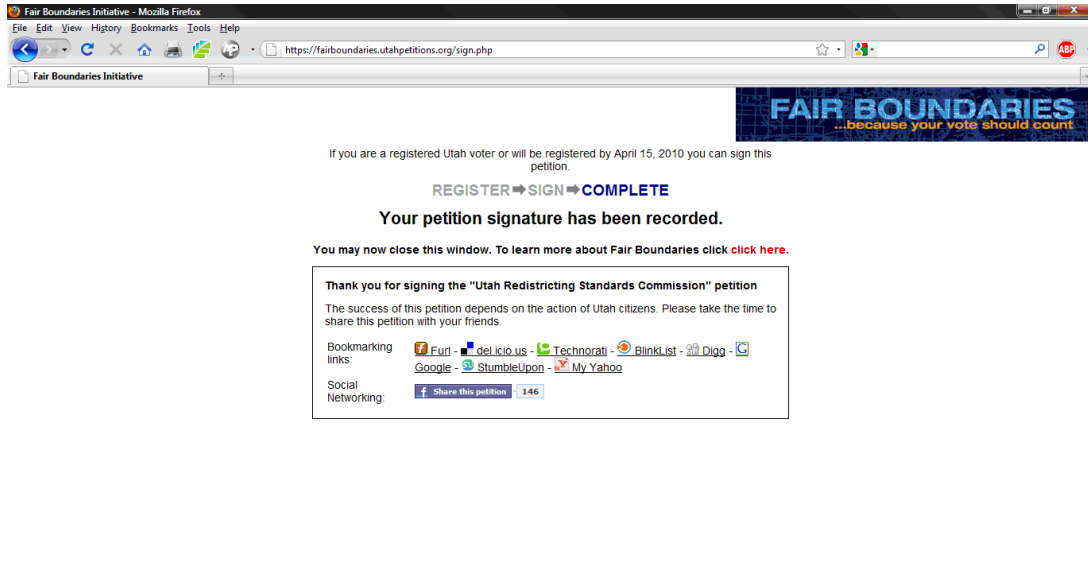


Remember to scroll down to page 11 and click "I agree." Once this is done, click "Submit Petition Signature" to ensure that your petition is completed.



Pass it along:

Once you are done, inform your friends and family of the petition. Don't forget to email them too! The address again is <http://fairboundaries.utahpetitions.org>.



THANKS AGAIN FOR SIGNING ONLINE!

While you are here, please consider a donation to Fair Boundaries to ensure victory. Simply click on the “Donate Now” button on the Fair Boundaries home page.